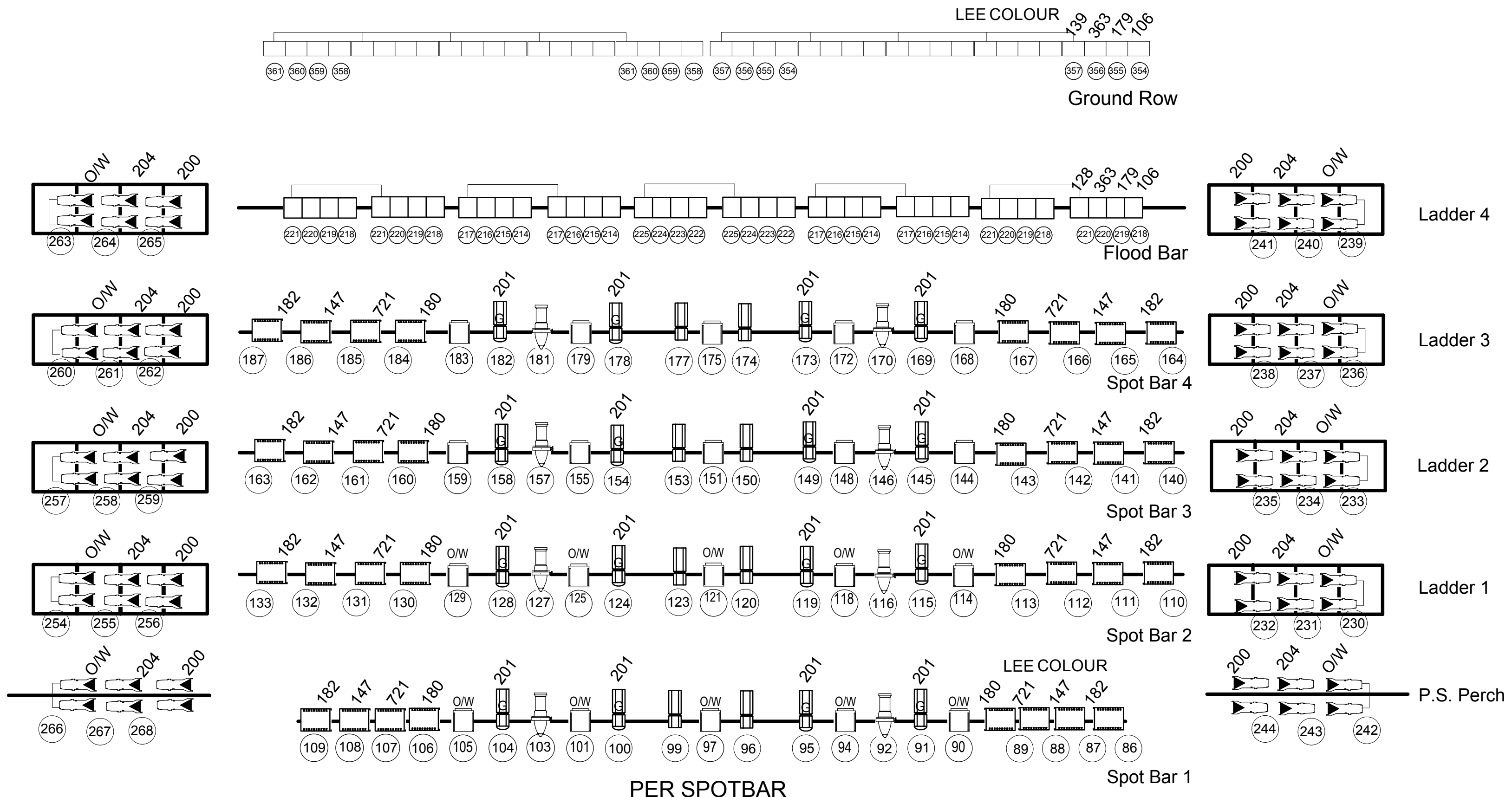
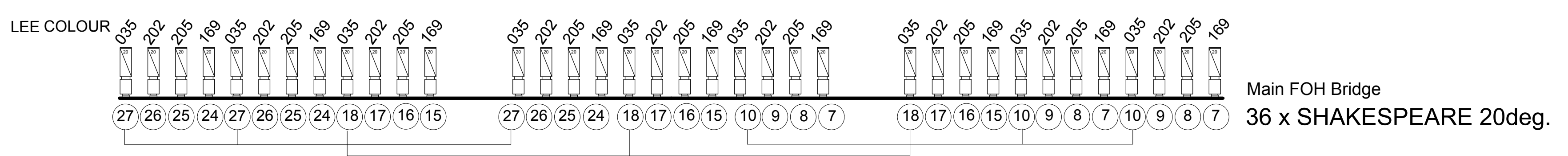
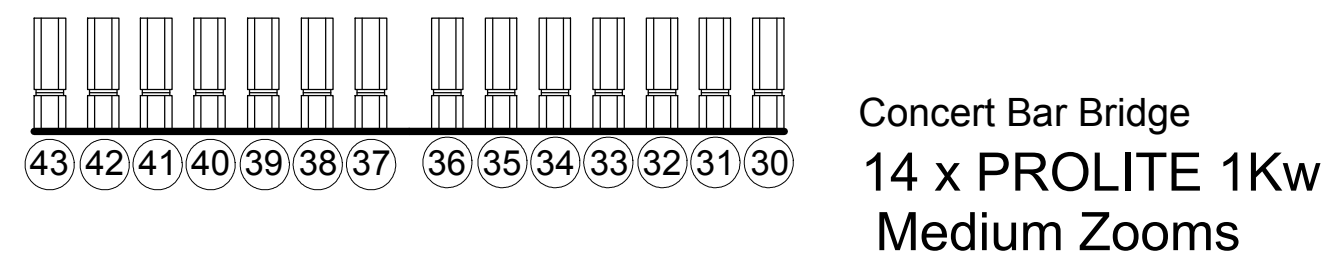
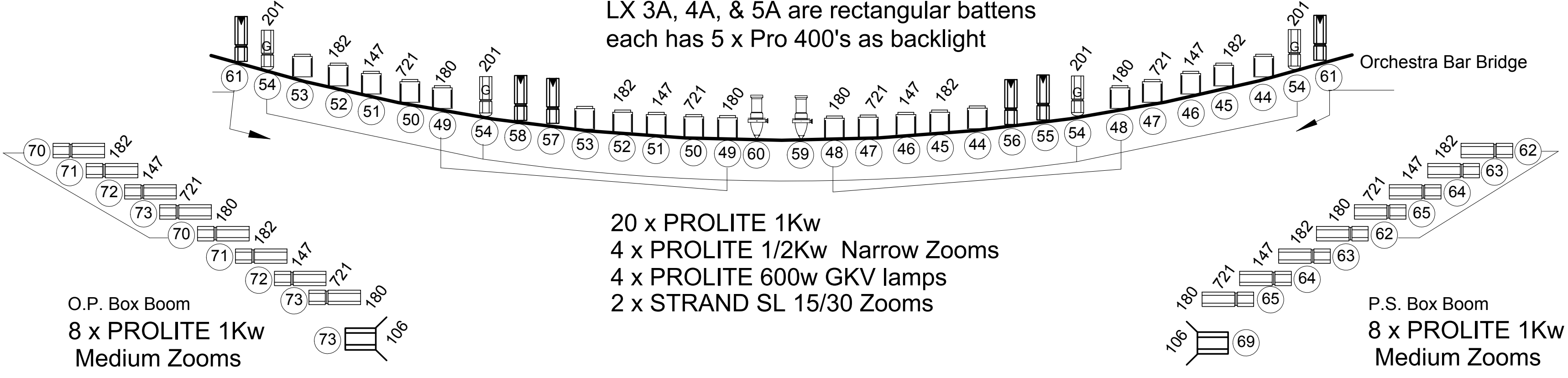


CYCLORAMA	54
TABS	62
LX 5A	60
	59
	58
	57
LX FLOOD BAR	55
	54
No 4 LEGS	53
No 4 BORDER	52
	51
LX 4A	50
	49
	48
	47
	46
	45
LX 4	43
	42
No 3 LEGS	41
No 3 BORDER	40
	39
LX 3A	37
	36
	35
TABS	34
	33
	32
LX 3	31
	30
No 2 LEGS	29
No 2 BORDER	28
	27
	26
	25
	24
	23
	22
	21
	20
LX 2	19
	18
No 1 LEGS	17
No 1 BORDER	16
	15
	14
	13
	12
	11
	10
	9
	8
	7
NOT AVAILABLE	6
NOT AVAILABLE	5
LX 1	4
	3
PRO LEGS	2
PRO BORDER	1
HOUSE CURTAIN	HC

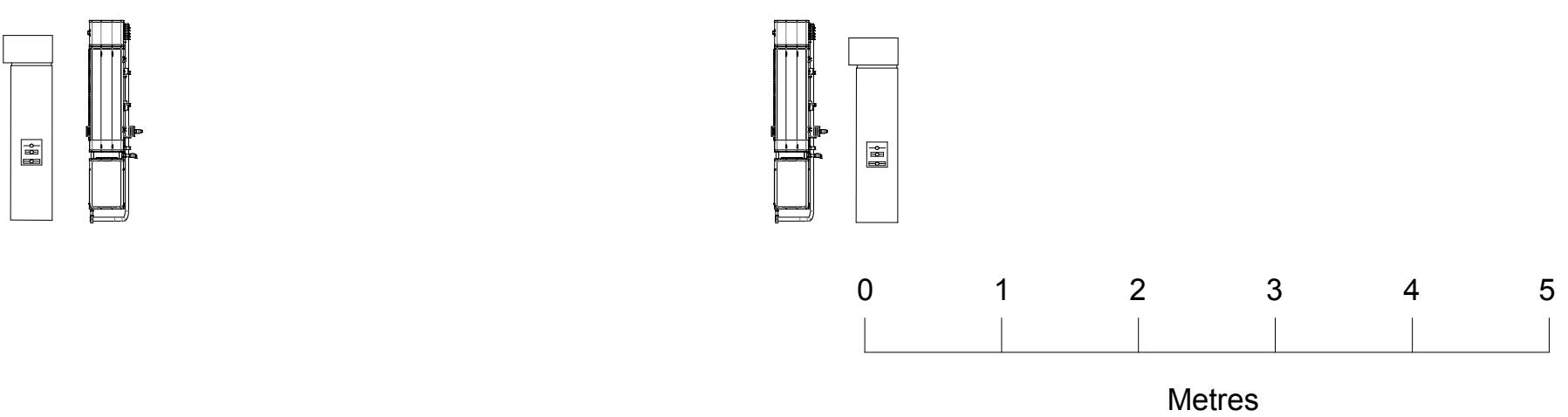


**PER SPOTBAR**  
 5 x PROLITE 1Kw, 8 x PROLITE 2Kw  
 2 x PROLITE 1/2Kw Medium Zooms  
 2 x STRAND SL 15/30 Zooms  
 4 x PROLITE 600w GKV lamps  
 LX 3A, 4A, & 5A are rectangular battens  
 each has 5 x Pro 400's as backlight



**LEGEND**

	SOURCE 4 1/2 25/50
	PROLITE Narrow Zoom 500w
	PROLITE Medium Zoom 500w
	PROLITE 600w 20/25 deg
	SHAKESPEARE 20 deg
	PROLITE 1Kw 15/35 deg
	PROLITE 1Kw
	PROLITE 2Kw
	SELECON 800 watt
	PALLAS 625 watt
	SELECON PERFORMER 1200 watt
	ROBERT JULIAT ARAMS 2500 watt



	<b>CANBERRA THEATRE</b>
	London Circuit, Civic Square, ACT, 2608
<b>ELECTRICS STANDARD RIG</b>	
Feb 2013	
Drawn by	Tweedie - Head Electrician
Scale NTS	TurboCAD V16.2 Professional